

FW and FWC Miniature Relief Valves

DESCRIPTION

The Cash Acme FW and FWC miniature relief valves are designed for commercial and industrial applications including thermal expansion protection, static pressure and over-pressure relief, very low capacity pump relief, and other uses of similar nature where tight shut-off is required.

The Cash Acme FW and FWC Valves are small and low-cost non-code relief valves. They are available in 1/2" and 3/4" sizes with male inlet and female outlet.

The FW and FWC valves have standard factory pressure settings of 125 psi. The FWC has an external adjusting screw which allows for occasional changes in pressure setting.

The Cash Acme FW and FWC Valves feature a brass body, silicone seat disc, and stainless steel pressure spring.

Lead Free* versions of FWC models are also available.



FEATURES AND BENEFITS

Offers protection against problematic and over-pressure conditions:

Thermal expansion protection, static pressure and over-pressure relief, very low capacity pump relief and other uses of similar nature where tight shut-off is required.

Commercial and industrial applications:

Designed to meet the needs of a wide variety of water systems.

Every valve is tested for performance prior to shipping:

Specify and install with confidence!

SPECIFICATIONS

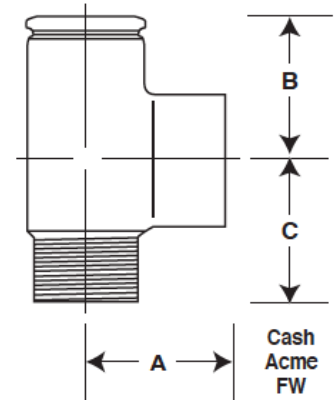
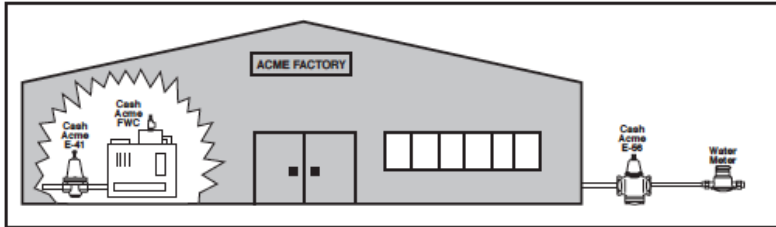
FW: A miniature relief valve shall be installed to relieve pressure for applications where tight shut-off is required. The valve shall be of brass construction with a male inlet and female outlet. The valve shall have a silicone seat disc and a stainless steel pressure spring. The valve shall be a Cash Acme FW Relief Valve.

FWC: A miniature relief valve shall be installed to relieve pressure for applications where tight shut-off is required. The valve shall be of brass construction with a male inlet and female outlet. The valve shall have a silicone seat disc and a stainless steel pressure spring. The valve shall have an external adjusting screw to allow changes to the set pressure. The valve shall be a Cash Acme FWC Relief Valve.

* A device is defined as Lead Free if its normally wetted surface has a weighted average lead content not exceeding 0.25%

FW and FWC Miniature Relief Valves

TYPICAL INSTALLATION



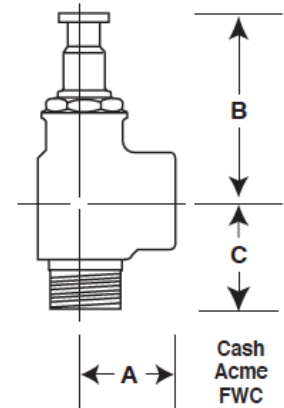
SPECIFICATION DATA

Performance:

Set pressure range 15 - 200 psi (Type FW) and
 25 - 175 psi (Type FWC) factory set at 125 psi
 Maximum temperature 210° F
 Service Water

Materials:

Body Brass
 Pressure Spring Stainless steel
 Seat Disc Silicone



CONNECTIONS

Threaded (NPT) Male inlet and female outlet

CERTIFICATIONS

The Cash Acme FW and FWC miniature relief valves are non-code valves.

Dimensions	A	B	C
FW - 1/2"	1 3/16"	1 11/32"	1 1/2"
FW - 3/4"	1 3/16"	1 11/32"	1 1/2"
FWC - 1/2"	1 3/16"	2 5/8"	1 1/2"
FWC - 3/4"	1 1/4"	2 5/8"	1 1/2"